

* | 264 KW (354 HP) at 1800 rpm

▲ | 23000 kg

📦 | 4.0 m³



DL420-3 | Wheel Loader



DL420-3



Take a tour	pages 4 - 5
Performance	pages 6 - 7
Comfort	pages 8 - 9
Control	pages 10 - 11
Reliability	pages 12 - 13
Maintenance	pages 14 - 15
Technical specifications	pages 16 - 21
Equipment	page 23

DL420-3 – WE PREPARE THE WAY



DO YOU WANT LOWER RUNNING COSTS, THE MOST EFFICIENT TECHNOLOGY AND FIRST-CLASS OPERATOR COMFORT?

The new DL420-3 leaves the competition behind, with technologies that reduce fuel consumption and set new standards for comfort in the cab:

- **SCR technology** ensures the engine meets **Stage IIIB regulations**. No need for exhaust recirculation or particulate filters which can sometimes reduce performance and increase fuel consumption
- A 5-gear **ZF powershift transmission** and torque converter cut-off combine to deliver the **highest traction** and **lowest fuel consumption**
- Many **extras are standard** to increase **operator comfort**: auto lube, heated air suspended seat, heated mirrors, load isolation system, automatically reversing fan, and many more...

TAKE A TOUR

COMFORT AND CONVENIENCE

- Spacious, comfortable cab
- Heated air suspended seat
- Rear view camera
- New LCD monitor
- Heated mirrors
- Large storage compartments
- Large windows for better visibility
- Shark antenna

Wide range of attachments such as rock, high dump and high volume buckets

"Lift arm raise kick-out" and "return to dig" functions operated electronically from inside the cab

Load isolation system included as standard

Standard 3rd spool

Latest generation ZF axles with automatic limited slip differentials and optional hydraulic differential lock

Load-sensing closed centre hydraulic system



POWER AND FUEL EFFICIENCY

- Scania DC13 engine (264 kW at 1800 rpm)
- High torque at low rpm for better response
- SCR technology, avoiding the need for exhaust recirculation or DPF for more performance and less fuel consumption
- Torque converter cut-off, engages automatically from 2nd to 5th gear, depending on transmission torque
- Clutch cut-off via brake pedal
- 5-gear transmission
- Power up function via acceleration pedal
- Load sensing hydraulic system
- Auto-idle function

Cooling compartment separated from the engine compartment to prevent warm and dusty air from entering and allow better control of air intake

3-stage air filter with Turbo 3 cyclone dust separator

Hydraulically driven, automatically reversing fan as standard

Easy access to maintenance components from the ground. Standard auto-lubrication

Clean, solid articulation hinge design

5-gear ZF powershift transmission with automatic and manual shift modes plus torque converter cut-off function for lower fuel consumption

Fenders, radiator grille, engine bonnet and other parts made of robust steel

DL 420-3

Best performance in every application

■ Strength and intelligence – a winning combination

Exceptional power combined with the finest workmanship results in a machine that will perform at the highest level. The DL420-3 enhances your output from every angle. Impressive digging power and high traction make penetration easy and allow you to tackle the hardest materials.

Work is quick and efficient with a powerful hydraulic system. A new Scania DC13 engine with SCR technology provides the power you need while meeting Stage IIIB environmental regulations.





6 ESSENTIAL ASSETS:

- Power: 264 kW (354 HP) at 1800 rpm (SAE J1995)
- Productivity: 6.0-second lift arm raise speed
- Breakout force: 22.4 tons
- Dump height bolt-on edge: 3075 mm (at 45°)
- Maximum steering angle: 40°
- Width at tyres below 3 meters

Load Isolation System (LIS)

The bucket is suspended using a closed accumulator to reduce material loss as well as stress on the driver and machine structure. The system is automatic and depends on the speed of operation.

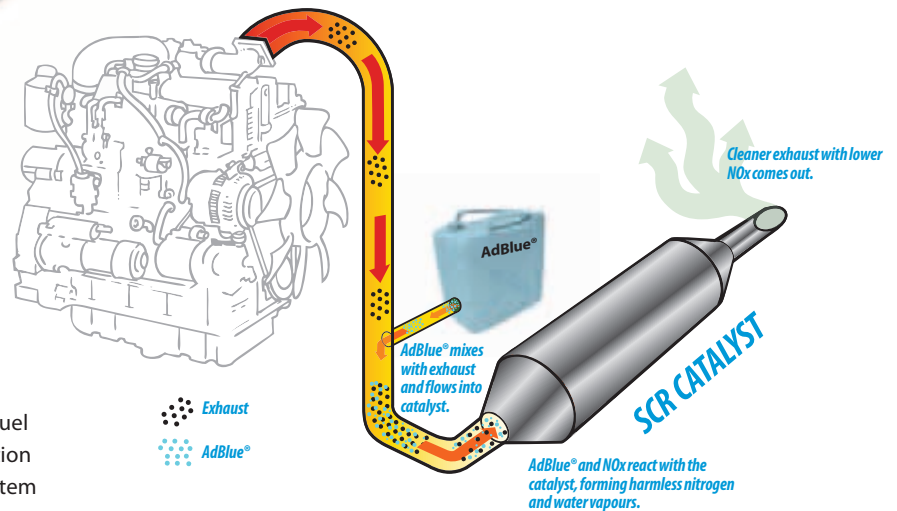




EFFICIENT FUEL AND HYDRAULICS MANAGEMENT

Scania engines are renowned for excellent fuel efficiency, serviceability and long service life. They combine their exceptional power output with quick response, delivering high torque at low revs.

- The Scania EMS (Engine Management System) uses a CAN (Controller Area Network) to provide a constant flow of operating information as well as diagnostic and ECU programming functions
- A dual oil filter system ensures maximum filtration and minimum wear
- XPI common-rail fuel injection is combined with a wastegate turbocharger for faster machine response
- SCR technology ensures compliance with Stage IIIB regulations



Selective Catalytic Reduction (SCR)


SCR reduces NOx and soot particles in the exhaust by two methods: the use of a catalyst and the injection of the urea solution, AdBlue®, into the exhaust flow. This creates better fuel efficiency and, as there is no need for Exhaust Gas Recirculation or a Particulate Filter, increases engine performance. The system is simple, durable and easy to maintain.

ZF Powershift Transmission

The new Doosan ZF transmission has 5 gears to boost acceleration performance, especially on slopes. The gear ratios are optimised and smooth, shock-free shifts contribute to the high overall level of operator comfort. Traction force is also maximised.

Together, these qualities enable a high working speed in all conditions.

Excellent penetration power ensures optimum bucket filling during each cycle.



The transmission has 3 modes of operation:

- Manual
- Automatic (travelling, 2nd to 5th gear)
- Automatic (working, 1st to 5th gear)

A kick-down function enables manual shifting down in automatic modes.

The DL420-3 also features torque converter cut-off. When this is activated, the engine automatically connects directly to the transmission, depending on speed and travel resistance, even in low gears.

The transmission receives the full engine power. This can save you up to 10% in fuel costs.



Load sensing hydraulic system

This system provides maximum hydraulic performance, without producing excess capacity. This saves fuel and extends the lifetime and reliability of vital components such as the pumps and main control valves.



"Z" kinematics

The "Z" form lifting geometry is extremely robust and especially tailored for demanding jobs. Particularly effective in penetrating piles of hard material, it delivers superior breakout force and loader stability. This is achieved with fewer moving parts and reduced stress on components. Performance improves with rapid bucket movements and correct angle positioning in every situation. With greater dumping and lifting speed for the bucket and lift arm, faster cycle times and increased productivity are ensured.

Comfort at its best – take a seat!

■ The workspace you've always wanted

The productivity of your wheel loader is directly linked to the operator's performance. That's why Doosan has placed comfort at the very centre of its design priorities for the DL420-3. More space, better visibility, air conditioning, a comfortable seat and plenty of storage space make it easy to work for hours without fatigue or discomfort. There's no need to pay extra for the options you want – most of them are standard features on this loader.



Heated air suspension seat

Vertical and horizontal air suspension reduces vibration for maximum operator comfort and less fatigue.



Enhanced view

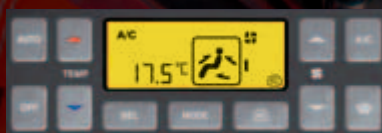
The front and side windows were enlarged to provide the operator with a better overview of the worksite, especially the areas to the left and right of the bucket.





Air conditioning with climate control

The automatic climate control is newly designed. Its 6000 kcal capacity ensures quick warming up and plenty of cooling power. A recirculated air function is also available.



1



2



3




4

Extras


- 1 CD/MP3 radio (optional)
- 2 Heated mirrors
- 3 Shark antenna
- 4 Large storage compartments and cool box behind the seat

Easy controlability for all your operations


Power alone is not enough. For maximum efficiency, it needs to be matched by precise control. Our unique range of features allows any operator to get the most out of this impressive machine.




User menu




Anti-theft protection




Fan reverse intervals



Failure log information



Monitoring



Auto-idle



Colour LCD monitor panel

The 5.5" LCD panel is suitable for day and night work. The monitor is user-friendly and gives full access to machine settings and maintenance data. Any abnormality is clearly displayed on the screen, allowing you to work safely and confidently with an accurate overview of all conditions.

Gauges

Engine coolant and transmission oil temperatures, fuel and DEF (AdBlue®) levels.

ECO bar

Informs the operator about the fuel efficiency of the current driving style.

Auto-idle

Automatically decreases engine rpm when the controls are not operated.

Tailored performance for maximum efficiency

The DL420-3 allows you to select from 3 different working modes: ECO, Normal and Power.

It also features an additional Power-up function which lets the operator switch the machine into a higher working mode with lower transmission shift intervals by fully applying the acceleration pedal.



① Torque converter cut-off switch

The torque converter cut-off function automatically links the impeller (input side) with the turbine (output side). This provides a mechanical connection between the engine and transmission for direct drive. With no power loss, fuel consumption is reduced and traction force is increased. Unlike most other systems, the Doosan torque converter cut-off can be automatically engaged from 2nd to 5th gear, depending on transmission torque.

② Automatic lift arm kick-out switch

The boom raise kick-down positions create faster cycle times and can be adjusted from within the cab. An optional "return to dig" position is available.

Rear view camera

A camera provides a clear view of what's happening behind the machine for added safety and peace of mind. The monitor is aligned with the rear mirrors.

Central indicator panel

An easy to read LCD indicator panel gives the operator full visibility of essential loader functions.





Easy to reach control panel

All controls are placed to the right, top and front of the operator. They are clearly positioned for comfortable access and grouped by function, enabling safe, confident operation.



Transmission cut-off

The transmission cut-off function disconnects the driveline from the engine if the brake pedal is engaged. This delivers the full engine power to the hydraulics, speeding up cycle times and boosting fuel efficiency. The brake pressure for activation can be adjusted from inside the cab.

Joystick or fingertip control

The bucket can be moved using a convenient joystick with an FNR switch and kick-down function. The operator can also choose the option of fingertip control.

Doosan reliability – whatever the job!


■ Dependable performance for low lifetime cost

Doosan has been building heavy construction equipment for 40 years. This long experience is reflected in the superior design and development of our wheel loaders as well as by an extensive logistics network. At no extra cost, our standard machines include a wide range of features that other manufacturers only offer as options.

Designed to last

We pay the highest attention to the design and manufacture of structural components.


Finite Element Analysis is used to ensure an extended lifetime for main structures such as the chassis, joints and lift arm. After modelling, they are subjected to intensive laboratory and field testing in extreme conditions. Ongoing statistical analysis is used to constantly increase the level of reliability.



Limited slip differentials

Limited slip differentials at the front and rear automatically ensure maximum tractive effort and easy driving over soft and muddy ground with no need for a manual differential lock. They also reduce the risk of skidding and prevent excessive tyre wear. The brake discs in the planetary reduction gears are reinforced, ensuring long hours of operation and easy maintenance access.

Hydraulic differential locks are available as an option. Two modes are available. In manual mode, the operator can use a foot switch to lock the differential completely. Alternatively, it can be automatically engaged, depending on transmission torque, in the first and second gears.



Auto-lube

The DL420-3 is equipped with an SKF automatic central greasing system. Auto lube protects components for a longer machine lifetime.



3rd spool

An auxiliary line for hydraulic attachments is included as standard.



Turbo 3 pre-cleaner

The loader features a 3-stage air filtration system as standard. The Turbo 3 cyclone separator pre-cleans air before filtering it through an inner and outer filter.



ORFS (O-Ring Face Seal)

All hydraulic lines, even the low pressure circuits, are sealed with ORFS couplings to prevent leaks.



Durable steel parts

Rear parts such as the radiator grille, engine bonnet and fenders are made of solid steel. They are designed for easy repair, reducing the need to replace them in the event of damage.



Articulation hinges

The robust hinges feature a clean, solid design. The articulation angle and steering radius are the best in their class.



Exhaust

The inner exhaust pipe sucks air out of the engine compartment through an outer pipe. This "chimney" effect provides constant air circulation and prevents deposits of flammable material on hot parts.



Cab filter

Double cab filtration ensures a constant supply of fresh air to the cab, even in dusty environments.

Easy maintenance for more uptime

Short and simple maintenance operations at long intervals mean that your machine is available on site when you need it. Our service centre in the heart of Europe has more than 40000 parts in stock to supply you with top quality components as quickly as possible

Reversing 90° swing fan

Standard intervals for fan reverse can be set by the operator from inside the cab. The hydraulic fan motor is controlled by the ECU. Its performance is regulated for lower fuel consumption and shorter warm-up periods.



Accessible components

- The front and rear of the radiator are easily accessible. It is made of aluminium for the highest pressure resistance and a long lifetime
- Air enters through the side and top. Swing doors provide easy access for maintenance





Triple-element air filter

The forced-air cleaner removes 99% of particles and is backed up by a turbo pre-filter. Cleaning and cartridge replacement are only needed at long intervals.



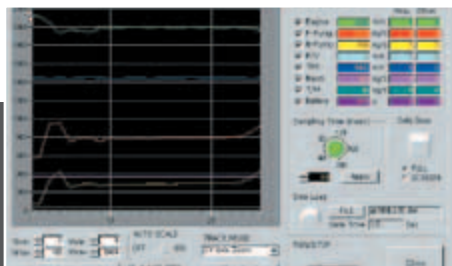
Transmission filters

The transmission filters are easy to reach. Like all other maintenance components, they can be checked from ground level.



Easy access

All maintenance and control points are easy to reach from ground level.



PC monitoring

A PC monitoring function enables connection to the ECU. Various parameters can be checked during maintenance, including pump pressures, engine rotation and engine speed. These can be saved and printed for analysis.

No.	Code	Pos.	Count	Test
102	0000	2	1	pass
103	1000	10	1	pass

Error: OVER TEMP COOLANT (during start)
 FID: Above normal range

Failure codes

Failure codes and descriptions are clearly communicated to the operator. This reduces the time needed for diagnostics and repair.



Drains

Coolant and engine oil drains make cleaning and changing more convenient.



Hydraulic test points

The pressure test points (main pressure, steering, braking, etc.) are grouped together for easy access.

Technical specifications

* Engine

• Model

SCANIA DC13 – Stage IIIB compliant – SCR
Turbo-charged, air-to-air intercooled
XPI direct injection (Extra high Pressure Injection)

• No. of cylinders

6

• Nominal power

359 PS at 1800 rpm (DIN 6271)
264 kW (354 HP) at 1800 rpm (SAE J1995)

• Maximum power

264 kW (354 HP) at 1800 rpm

• Maximum torque

154.9 kgf/m (1519 Nm) at 1400 rpm

• Engine RPM low / high

750 ± 25 / 2100 ± 50 RPM

• Piston displacement

12.7 litres

• Bore x stroke

130 mm x 160 mm

• Starter

24 V / 6.0 kW

• Batteries

2 x 12 V / 150 Ah

• Air filter

Double element, pre-filtered Turbo with automatic dust evacuation.

• Cooling

Automatically reversing fan to facilitate cleaning. Automatic rotation speed adjustment according to temperature conditions.

* Lift arm

Z-kinematics with simple lifting piston system designed for heavy duty. 23.6 ton breakout force combines with a bucket angle that is maintained throughout the range of movement. Bucket angles are optimised in the travelling position and at ground level. Load Isolation System (LIS) is fitted as standard for improved comfort and output.

Cylinders	Quantity	Bore x rod diameter x stroke (mm)
Lift	2	170 x 105 x 789
Bucket	1	190 x 120 x 590

* Transmission

5-Gear powershift transmission with 3 operating modes: manual, fully automatic or semi-automatic with "kick-down" function. Based on high quality components. Equipped with a modulation system for protection and smooth gear and direction changes. A manual transmission control lever is located to the left of the operator. Direction change function also available in automatic or semi-automatic mode. Transmission can be disengaged by the brake pedal to deliver full engine power to the hydraulics. A safety device prevents the engine from starting if the transmission is not in neutral. Torque converter cut-off function from 2nd to 5th gear. Transmission testing and adjustment equipment available. PC-compatible for operation history monitoring.

• Gearbox

ZF 5 WG 260 + lock-up

• Torque converter

Simple stage / mono phase / free wheel stator

• Speeds km/h

Forward 1 / 2 / 3 / 4 / 5: 6.5 / 12.2 / 18.5 / 26 / 38
Reverse 1 / 2 / 3: 6.5 / 12.2 / 20.5

• Maximum traction

22.4 tons

• Maximum gradeability

51% / 27°

• Braking distance

7.5 m at 32 km/h

• Breakout force

203 kN

* Axles

• ZF Axles

Fully suspended front and rear drive axles with planetary reduction gears in the hubs. Front and rear equipped with limited slip differentials. Optimum traction in all conditions. 22.4 ton traction power allows operation on slopes of 51%.

• Differential lock ratio

Front (30%) / Rear (45%)

• Oscillation angle

+/- 10°

• Brakes

Dual multi-disc circuit with sintered metal discs for extended service life. Braking system activated by a pump and accumulator circuits. Spring-applied, hydraulically released parking brake mounted on the transmission shaft.

* Hydraulic system

Two load-sensing axial piston pumps with variable displacement. Hydraulic control valve has a third port for powering an auxiliary hydraulic function. Closed centre control valve.

• Main pumps

Piston pump with variable flow

• Maximum flow

266 l/min load sensing-controlled

• Operating pressure

320 bar

• Pilot system

Automatic functions for positioning the bucket for digging as well as a function for stopping the lift arm at the desired height and low position by manual adjustment by switch are standard.

A simple levelling function is also standard.

• Filters

In the oil return to the tank, the glass fibre filter has a filtering capability of 10 micron.

• Loading cycle (seconds)

Lift arm: up: 6.0 / down: 3.0
Bucket dump: 1.7

* Steering system

Load sensing type with amplification stage and priority valve.

• Steering angle

40°

• Steering cylinders (2)

Emergency steering system with electric motor-driven hydraulic pump.

Cylinders	Quantity	Bore x rod diameter x stroke (mm)
Steer	2	100 x 50 x 450

* Fluid capacities (litres)

Fuel tank: 352
Cooling system: 60
Urea (AdBlue®) tank: 60
Engine oil: 45
Front axle: 42
Rear axle: 42
Hydraulic system: 220

* Cab

Spacious modular cab with excellent all-round visibility, ample storage space and cool box. Good overview of the bucket, tyres and loading area. Push button controlled air conditioning and heating with air recirculation function. Double cab air filter installed in the cab with extra protection for the operator in dusty or polluted environments. Viscous suspension mount for maximum comfort. High quality heated seat with air suspension. All operating information clearly displayed in front of the operator. Control functions are centralised on a console on the right. Adjustable seat, arm rests and steering column.

• Doors

1

• Emergency exits

2

• Safety standards

ROPS ISO 3471:2008

FOPS ISO 3449

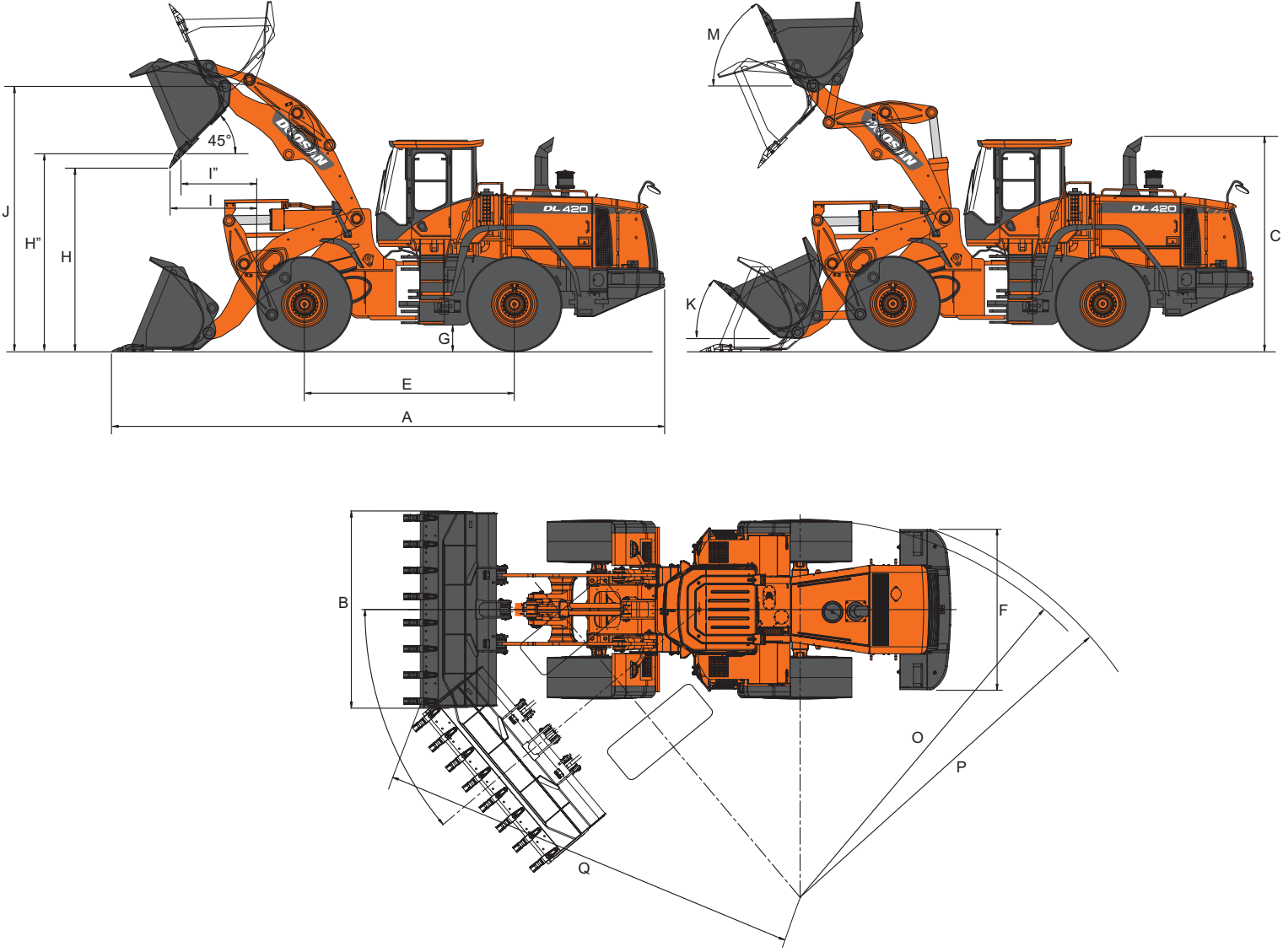
• Noise levels

LwA external noise: 107 dB(A) (ISO 6395)
LpA operator noise: 73 dB(A) (ISO 6396)

* Pressure settings

Working (pump cut-off): 320 ± 10 bar
Steering relief (LS port side): 185 ± 5 bar
(steering pump side): 220 ± 5 bar
Pilot control: 30 + 2 bar
Brake accumulator charging: 120~140 bar
Service brake: 80 ± 3 bar
Fan motor: 115 ± 10 bar
Parking brake release: 120 ± 5 bar
Transmission selection pressure: 16~18 ± 1 bar

Dimensions and operational data



* Dimensions & operational data

Bucket mounting		Pin-on									
Tyre size 26.5 R25 (L3)		General purpose					Rock	Light material		High Lift	
Configuration		Teeth	Bolt-on edge	Teeth	Bolt-on edge	Teeth & segments	Teeth	Teeth	Bolt-on edge	Bolt-on edge	
	Capacity heaped ISO/SAE	m ³	4.0	4.2	3.7	3.9	4.2	3.5	4.3	4.5	4.2
B	Bucket width	mm	3270	3270	3040	3040	3270	3230	3200	3200	3270
	Breakout force	kN	210	210	220	220	220	210	190	190	201
	Static tipping load (straight)	kg	18570	18140	18480	18360	18070	18270	18060	17950	14830
	Static tipping load (at 40°)	kg	16400	16015	16320	16210	15960	16130	15950	15850	13100
H	Dump height (at 45° – at fully raised)*	mm	2945	3075	2945	3075	2945	2882	2882	3009	3585
I	Dump reach (at 45° – at fully raised)*	mm	1380	1240	1380	1240	1382	1445	1445	1310	1310
	Dump height (at max. dump – at max. reach)*	mm	615	795	615	795	615	530	530	705	910
	Dump reach (at max. dump – at max. reach)*	mm	1420	1360	1430	1370	1430	1455	1455	1395	2090
	Digging depth	mm	150	150	150	150	150	150	150	150	185
J	Height at bucket pivot point	mm	4280	4280	4280	4280	4280	4280	4280	4280	4745
	Max. tilt angle in carry position	°	48	48	48	48	48	48	48	48	51
	Max. tilt angle fully raised	°	63	63	63	63	63	63	63	63	64
K	Max. tilt angle on ground	°	44	44	44	44	44	44	44	44	45
J	Max. tilt angle at max. reach	°	59	59	59	59	59	59	59	59	59
K	Max. dump angle at max. reach	°	74	74	74	74	74	74	74	74	61
L	Max. dump angle on ground	°	65	65	65	65	65	65	65	65	65
M	Max. dump angle fully raised	°	46	46	46	46	46	46	46	46	47
O	External radius at tyre side	mm	6570	6570	6570	6570	6570	6570	6570	6570	6570
Q	External radius at bucket edge	mm	6970	6955	6860	6845	6930	6875	7055	7035	7035
E	Wheel base	mm	3500	3500	3500	3500	3500	3500	3500	3500	3500
	Width at tyres	mm	2985	2985	2985	2985	2985	2985	2985	2985	2985
F	Tread	mm	2300	2300	2300	2300	2300	2300	2300	2300	2300
G	Ground clearance	mm	465	465	465	465	465	465	465	465	465
A	Overall length	mm	8910	8720	8910	8725	8910	9000	9000	8815	9395
	Overall height	mm	3535	3535	3535	3535	3535	3535	3535	3535	3535
	Operating weight	kg	22980	23090	22790	22910	23160	23220	23050	23150	23600

* Measured to the tip of the bucket teeth or bolt-on edge. All dimensions given with 26.5 R25 (L3) tyres.



Attachments

* Attachments

Whether direct-mounted or with quick-coupler, a variety of buckets and other attachments for many different applications make the DL420-3 a very versatile wheel loader.



Bucket, rock

Used for loosening and digging of hard compacted material and blasted rock in mining or quarry applications, where high break-out force is required.



Bucket, light material

Ideally suited for materials such as corn, silage, hay, cottonseed, snow.




Bucket, general purpose

General purpose buckets provide good all-round performance for stockpiling, rehandling, excavating and other material-handling operations.



Bucket, heavy-duty

Especially useful in demolition or recycling.



Bucket, high dump

This type of bucket is very useful when a high dumping height is required for handling relatively light, loose material.



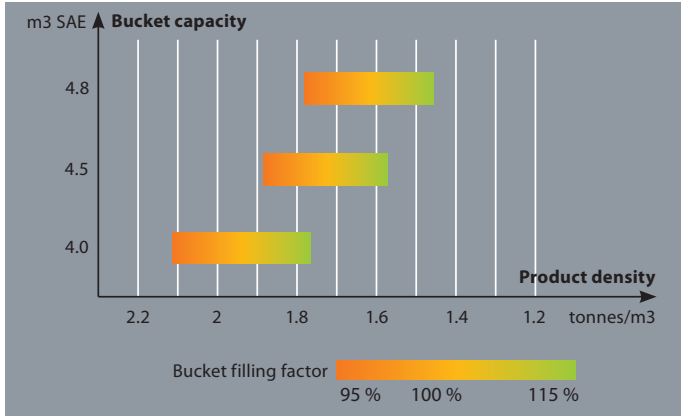
Pallet forks

For loading and unloading different types of pallets as well as normal forklift operations.

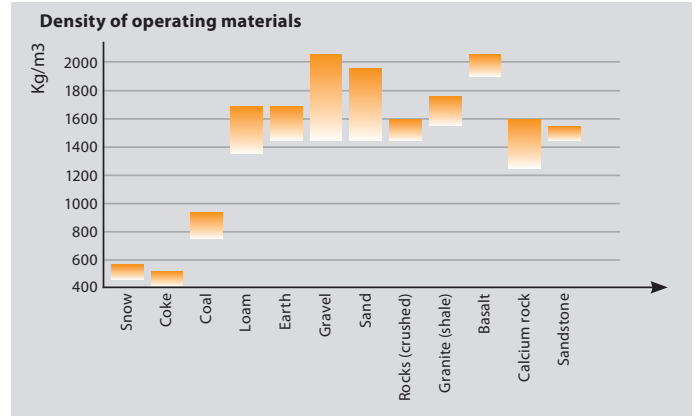


Quick-coupler

Particularly interesting when the machine has a wide variety of jobs to carry out, this hydraulic quick coupler enables a fast and safe change of different attachments.



The filling factor depends on the type of material, the working conditions and the experience of the operator.



The specific weight of the material largely depends on the level of humidity, the degree of compaction, composition, etc.



DL 420-3



Standard and optional equipment

* Standard equipment

Engine
Three-stage air cleaner with cyclone pre-cleaner
Water separator
Fuel filter
Hydraulically driven fan, automatically reversing
External drains for engine oil and coolant changes
Engine power mode selector switch (Standard / Economy mode)
Self-diagnosis system
Power-up pedal function by full stroke of acceleration
Lifting and hydraulic system
Robust Z bar lifting system
General purpose bucket 4.0 m ³ (SAE, heaped)
Hydraulic control valve with 3 spools
Automatic lift arm kick-out
Levelling function
Fast couplers for hydraulic check
Variable displacement load sensing pump
Mono control lever (FNR)
Additional lever for 3rd function
Load isolation system (LIS)
Steering system
Emergency steering pump driven by electric motor
Load sensing
External equipment
Bottom protection plates
Lifting hooks
Articulation lock in the transport position
Towing hitch
Tool compartment
Full fenders with rubber protection
Wheel chocks
Lift arm float kick-out
Auto-lube system
Electric system
Alternator 70 A / 24 V
Work lights: 2 at the front and 4 at the rear (6 x 70 W)
Travel lights: low and high beam
Tail indicators, stop, reversing lights
Reverse travel alarm
Rotating beacon
Drive line and brake system
Transmission clutch cut-off via the brake pedal
Transmission with self-diagnosis and monitoring indicator, plus electronic plug for fast adjustment
Transmission mode selector switch (Manual / Auto 1 ↔ 5 / Auto 2 ↔ 5 with kick-down)
Starting safety system
Limited slip differentials on front and rear axles
Dual brake circuits with accumulator
Tyres: 26.5R25(L3)
Dual service brake pedals
Parking brake on the transmission, spring-applied hydraulic release
Torque converter cut-off
Cab
ROPS cab (SAE J 394, SAE 1040, ISO 3471)
FOPS cab (SAE J 231, ISO 3449)
Air conditioning with climate control
Double filtered air cab
Air suspension seat with safety belt
Adjustable steering column (inclination & telescopic)
Floor mat
Tinted glass
Left sliding window
Front and rear wiper and washer
Sun visor
Interior cab light
Interior rear view mirrors and heated side mirrors
Machine monitoring (dials, gauges and lamps)
Horn
Cigarette lighter and 12 Volt power socket
Cup holder
Multiple storage compartments
Shark antenna
Loudspeakers and connections for radio

* Optional equipment

Engine
Diesel heater
Tyres
L3, L4, L5, various brands
Lifting and hydraulic system
Three hydraulic levers with FNR switch
Automatic return to dig
Electric system
Additional lighting
Fuel filling pump
Electric steering
Cab
Video system with colour LCD and O Lux camera
Radio / CD / MP3
Fuel heater switch
External equipment
Semi-fender
Additional counterweight
Hydraulic differential lock
Long boom




Electric steering

For fast and convenient loading cycles, joystick steering is available. 2 steering modes: one for long distance travelling and one for better manoeuvrability in confined areas. With this feature, conventional steering remains available.



Fingertip control

3 levers control for lift arm, bucket and 3rd circuit. FNR switch for changing travel direction as well as kick-down, return to dig, lift arm raise kick-out and floating mode.



Hydraulic differential lock

For automatic (depending on transmission torque) or manual differential lock.



Heavy-duty tyre

To guarantee your machine the best performances under the toughest conditions.

Doosan Infracore

The pulse of transformation



Construction Equipment

Machine Tools

Engines

The spirit of challenge and innovation has led Doosan. We started out as a small store in Seoul in 1896 and have expanded into a global company. Today we are engaged in the infrastructure support business (ISB), which encompasses industrial facilities, machinery, heavy equipment and construction. You can also see the Doosan brand in various other industries.

You are invited to take a closer look at the new world that is being built by Doosan, visit us at: www.doosaninfracore.com and www.doosanequipment.eu

Doosan Infracore Construction Equipment

A partner you can trust



**Finance
your
ambitions**



www.doosanequipment.eu



Financial Solutions

Doosan Infracore Financial Services (DI FS) is specialised in creating financing solutions to meet a wide variety of needs. Contact your local dealer for more information.

Always a dealer near you

Our well-developed dealer network has the knowledge and experience to take the best care of our Doosan customers. No matter where you are, you'll get the service you expect - and can rely on!

Parts & Service

- Complete parts & service support for all Doosan products
- Highest quality genuine parts
- Large, dedicated staff of factory-trained aftermarket professionals in the field



www.doosanequipment.eu