



Bobcat®

COMPACT EXCAVATORS

E85



One Tough Animal™

QUALITY, FOR NON-STOP PRODUCTIVITY

The load sensing closed-centre hydraulic system has been fine-tuned for even smoother operations. This allows the operator to make repetitive, smooth and simultaneous movements, which result in great productivity for any kind of operation – such as track loading, trenching or general digging.



The optional 2-piece boom allows you to use your excavator in a wider range of job sites. The superior dumping height, long reach and close retraction – along with the minimal tail-swing radius – expand your possibilities across a variety of work sites.

1. The floating blade feature is standard for the product range, producing a perfect levelling result every time.
2. Arm-mounted two-directional auxiliary hydraulics, with optional 3rd (Clamshell) connection.
3. Extended grease intervals (up to 250 hours) mean less frequent machine inspections.



HIGH PERFORMANCE IN COMPACT PACKAGE

The minimum swing radius gives you the capability to work in confined areas. Upperstructure swing radius of 150 mm allows the operator to focus on the job, without having to worry about damaging the machine or surrounding area.



Engine Stage IIIB

In compliance with the European engine emissions regulations, the Bobcat E85 is equipped with the Diesel Particulate Filter (DPF) and Diesel Oxidation Catalyst (DOC) exhaust after-treatments.

The automatic regeneration system that cleans the DPF can be turned off temporarily during operations in environments with fumes or other fire hazards.

COMFORT, FOR CONTINUOUS OPERATION

Class leading cab size is offering plenty of space and legroom while exposing the operator to less noise and vibration.

LARGE DOOR FOR EASY ENTRY AND EXIT



Joysticks with integrated thumb control for better metering of the boom and the bi-directional, proportional flow of auxiliary hydraulics.

Multi-functional instrument panel

The new 5.7" LCD colour panel screenshots:

1. Protection: password protection including multiple operator logins
2. Attachment: selectable auxiliary hydraulic flow settings for attachment operations
3. Maintenance: diagnostics, system status functionality and service intervals
4. Setup: multi-languages and screen brightness
5. Operation: fuel level, coolant temperature, engine RPM, date, time and more



Standard on the E85 excavator, the super deluxe seat, offers suspension, lumbar support and limitless adaptability for every operator. Adjust the seat and angle or position the joysticks exactly where you need them.



Ergonomic layout places operating system in front of the operator, where all the controls are at your fingertips.

With a floor mounted pedal, the operation of the 2-piece boom is simple and intuitive.



EASY TO SERVICE AND ACCESS

Largest cab entry/exit room in the market, reduced side channel and ergonomically positioned handles ensure simple and safe operator entry and exit.

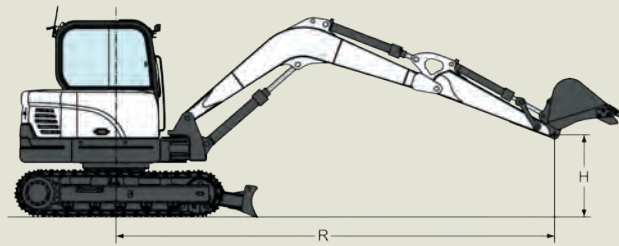


Tiltable cab

In addition to the large right-hand side cover, the cab can be tilted forward, as needed, to improve service accessibility to the main hydraulic valve.



LIFTING CAPACITIES



STANDARD DIPPERSTICK						LONG DIPPERSTICK					
RATED LIFT CAPACITY OVER BLADE – BLADE DOWN											
Lift Point Height [H]	Lift radius [R] (kg)			Max. radius [R] (mm)	Lift at max. radius (kg)	Lift radius [R] (kg)				Max. radius [R] (mm)	Lift at max. radius (kg)
	3000 mm	4000 mm	5000 mm			3000 mm	4000 mm	5000 mm	6000 mm		
5000 mm	-	1950*	-	4290	2010*	-	-	1510*	-	5020	1480*
4000 mm	-	1900*	1900*	5130	1800*	-	-	1570*	-	5730	1360*
3000 mm	2700*	2190*	1950*	5620	1740*	-	1800*	1690*	1640*	6170	1320*
2000 mm	3970*	2640*	2130*	5860	1770*	3180*	2300*	1910*	1710*	6380	1340*
1000 mm	3500*	3050*	2310*	5890	1880*	4340*	2790*	2150*	1800*	6410	1420*
Ground	4520*	3200*	2380*	5720	1960*	4760*	3100*	2310*	1840*	6260	1560*
-1000 mm	4360*	3060*	2230*	5310	1970*	4620*	3120*	2310*	-	5900	1760*

STANDARD DIPPERSTICK						LONG DIPPERSTICK					
RATED LIFT CAPACITY OVER BLADE – BLADE UP											
Lift Point Height [H]	Lift radius [R] (kg)			Max. radius [R] (mm)	Lift at max. radius (kg)	Lift radius [R] (kg)				Max. radius [R] (mm)	Lift at max. radius (kg)
	3000 mm	4000 mm	5000 mm			3000 mm	4000 mm	5000 mm	6000 mm		
5000 mm	-	1950*	-	4290	2010	-	-	1510*	-	5020	1480*
4000 mm	-	1900*	1550	5130	1480	-	-	1570*	-	5730	1230
3000 mm	2700*	2190*	1530	5620	1260	-	1800*	1550	1130	6170	1080
2000 mm	3280	2090*	1490	5860	1150	3180*	2130	1490	1110	6380	1000
1000 mm	3060	1990	1430	5890	1120	3120	2000	1430	1080	6410	970
Ground	3000	1930	1400	5720	1160	2980	1910	1380	840	6260	990
-1000 mm	3010	1910	1390	5310	1280	2940	1870	1350	-	5900	1070
-2000 mm	3060	1940	-	4610	1590	2960	1870	1360	-	5280	1260

STANDARD DIPPERSTICK						LONG DIPPERSTICK					
RATED LIFT CAPACITY OVER SIDE – BLADE UP											
Lift Point Height [H]	Lift radius [R] (kg)			Max. radius [R] (mm)	Lift at max. radius (kg)	Lift radius [R] (kg)				Max. radius [R] (mm)	Lift at max. radius (kg)
	3000 mm	4000 mm	5000 mm			3000 mm	4000 mm	5000 mm	6000 mm		
5000 mm	-	1850	-	4290	1630	-	-	1280	-	5020	1270
4000 mm	-	1850	1270	5130	1200	-	-	1290	-	5730	1000
3000 mm	2700*	1780	1250	5620	1020	-	1800*	1260	920	6170	870
2000 mm	2550	1680	1200	5860	930	2670	1710	1210	890	6380	800
1000 mm	2350	1580	1150	5890	900	2400	1590	1140	860	6410	780
Ground	2300	1520	1120	5720	930	2270	1500	1100	990	6260	790
-1000 mm	2300	1510	1110	5310	1030	2240	1460	1070	-	5900	860
-2000 mm	2350	1530	-	4610	1270	2260	1470	1080	-	5280	1010

ARTICULATED BOOM					
RATED LIFT CAPACITY OVER BLADE – BLADE DOWN					
Lift Point Height [H]	Lift radius [R] (kg)			Max. radius [R] (mm)	Lift at max. radius (kg)
	3000 mm	4000 mm	5000 mm		
5000 mm	-	2350*	-	4710	2300*
4000 mm	2690*	2390*	2120*	5470	2070*
3000 mm	3630*	2670*	2200*	5920	1940*
2000 mm	-	3030*	2330*	6150	1850*
1000 mm	-	3240*	2410*	6180	1760*
Ground	-	3140*	2340*	6020	1650*
-1000 mm	3580*	2740*	2030*	5640	1047*

ARTICULATED BOOM					
RATED LIFT CAPACITY OVER BLADE – BLADE UP					
Lift Point Height [H]	Lift radius [R] (kg)			Max. radius [R] (mm)	Lift at max. radius (kg)
	3000 mm	4000 mm	5000 mm		
5000 mm	-	2350*	-	4710	1890
4000 mm	2690*	2390*	1730	5470	1470
3000 mm	3630*	2420	1700	5920	1280
2000 mm	-	2290	1640	6150	1190
1000 mm	-	2180	1590	6180	1170
Ground	-	2130	1550	6020	1200
-1000 mm	3350	2120	1550	5640	1320

ARTICULATED BOOM					
RATED LIFT CAPACITY OVER SIDE – BLADE UP					
Lift Point Height [H]	Lift radius [R] (kg)			Max. radius [R] (mm)	Lift at max. radius (kg)
	3000 mm	4000 mm	5000 mm		
5000 mm	-	2210	-	4710	1660
4000 mm	2690*	2190	1520	5470	1290
3000 mm	3320	2110	1490	5920	1120
2000 mm	-	1990	1440	6150	1040
1000 mm	-	1880	1380	6180	1020
Ground	-	1830	1350	6020	1050
-1000 mm	2810	1830	1350	5640	1160

* Rated hydraulic lift capacity

E85 E85^{ARTI} — SPECIFICATIONS

E85

E85^{ARTI}

WORKING RANGE E85

All dimensions in mm. Short/long arm.

WEIGHTS

with ROPS cab , rubber tracks, standard dipperstick, standard bucket (SAE J732):	8540 kg	9035 kg
weight with heavy counterweight	8940 kg	-
Additional weight for long dipperstick	60 kg	-
Ground pressure with rubber tracks	0.39 kg/cm ²	0.39 kg/cm ²

ENGINE

Make/Model	Yanmar/4TNV98C	Yanmar/4TNV98C
Fuel/Cooling	Diesel/Liquid	Diesel/Liquid
Number of cylinders	4	4
Displacement	3319 cm ³	3319 cm ³
Maximum power at 2200 RPM (DIN 6271)	-	-
Maximum power at 2100 RPM (DIN 6271)	44.3 kW	44.3 kW

PERFORMANCE

Digging force, dipperstick (ISO 6015)	4.25 ton	4.25 ton
Digging force, long dipperstick (ISO 6015)	3.57 ton	-
Digging force, bucket (ISO 6015)	5.8 ton	5.2 ton
Drawbar pull	64.7 kN	64.7 kN
Travel speed, low range	2.7 km/h	2.7 km/h
Travel speed, high range	4.7 km/h	4.7 km/h

HYDRAULIC SYSTEM

Pump type	One engine-driven tandem axial piston pump and one engine-driven gear pump	
Pump capacity	151.00 L/min	151.00 L/min
Auxiliary flow	95.00 L/min	95.00 L/min
System relief pressure for auxiliary circuits	250.00 bar	250.00 bar

SLEW SYSTEM

Boom swing, left	70°	70°
Boom swing, right	55°	55°
Slew rate	9.5 RPM	9.5 RPM

FLUID CAPACITIES

Cooling system	10.0 L	10.0 L
Engine lubrication plus oil filter	10.2 L	10.2 L
Fuel reservoir	110.00 L	110.00 L
Hydraulic system	148.00 L	148.00 L

ENVIRONMENTAL

Noise level LpA(EU Directive 2000/14/EC)	71 dB(A)	71 dB(A)
Noise level LWA(EU Directive 2000/14/EC)	98 dB(A)	98 dB(A)
Whole body vibration (ISO 2631-1)	0.32 ms ⁻²	0.32 ms ⁻²
Hand-arm vibration (ISO 5349-1)	0.82 ms ⁻²	0.82 ms ⁻²

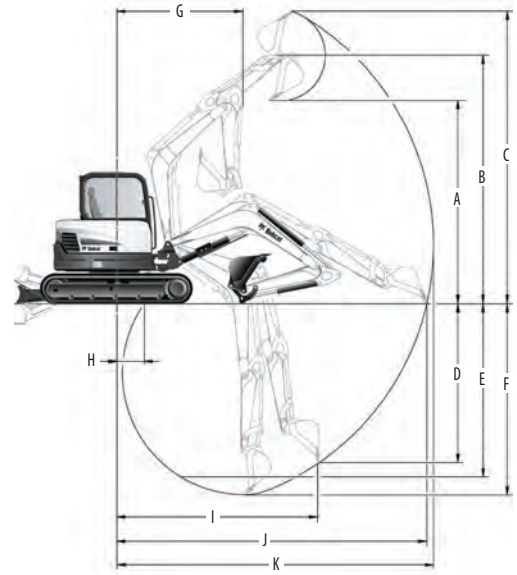
STANDARD FEATURES E85

2300 mm dozer blade	TOPS/ROPS cab *
450 mm rubber track	Boom & arm safety valves
5.7 inch LCD screen	Harness for rotating beacon
Engine/hydraulic monitor with shutdown	Fully adjustable air conditioning
Fingertip auxiliary hydraulic control	Overload warning device
Control console locks	Sun visor
Hydraulic joystick controls	Left rear view mirror
Two-speed travel	Electric refueling pump
Lockable storage compartment	Auto idle
Horn	Auto shift travel
Work lights	Auxiliary hydraulics (1st and 2nd circuits)
Retractable seat belt	Auxiliary line on arm with quick couplers
Suspension seat with high back	Warranty: 12 months, 2000 hours (whichever occurs first)
Travel motion alarm	

OPTIONS

Steel tracks	Long dipperstick
Third auxiliary hydraulic line (Clamshell Piping)	

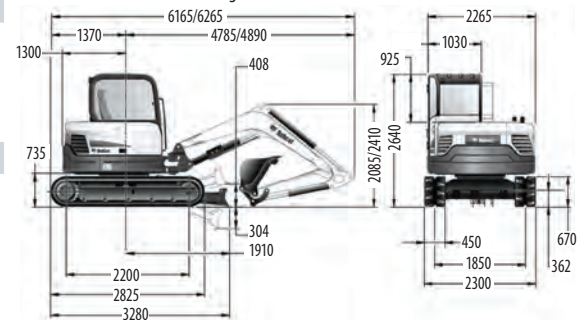
* Tip Over Protective Structure (TOPS) – Meets requirements of ISO 12117



	E85	E85 ^{ARTI}
A	4645 / 4995	5365
B	5655 / 6005	6373
C	6630 / 6980	7380
D	3245 / 3755	3550
E	3815 / 4420	3925
F	4175 / 4725	4100
G	2550 / 2635	2655
H	580 / 55	490
I	4730 / 4905	4530
J	6765 / 7295	7035
K	6915 / 7430	7180

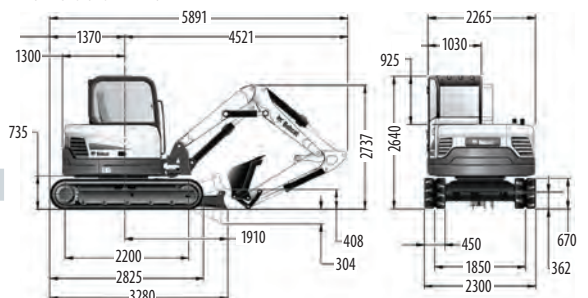
DIMENSIONS E85

All dimensions in mm. Short/long arm.



DIMENSIONS E85^{ARTI}

All dimensions in mm.



Bobcat®

www.bobcat.eu

Specifications and design are subject to change without notice. Pictures of Bobcat products may show other than standard equipment.